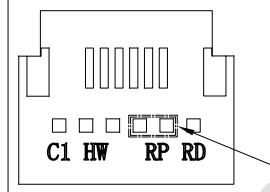


### 线路原理图

PLUG端	PCB焊盘
A1, A12, B1, B12, Shell	GND
A4, A9, B4, B9	VBUS
A5	
A6	Dp1
A7	Dn1

电阻  
56K

### 贴片位置如下:




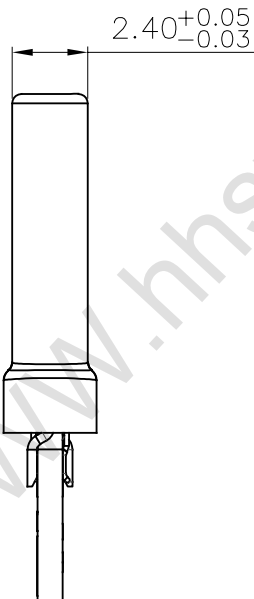
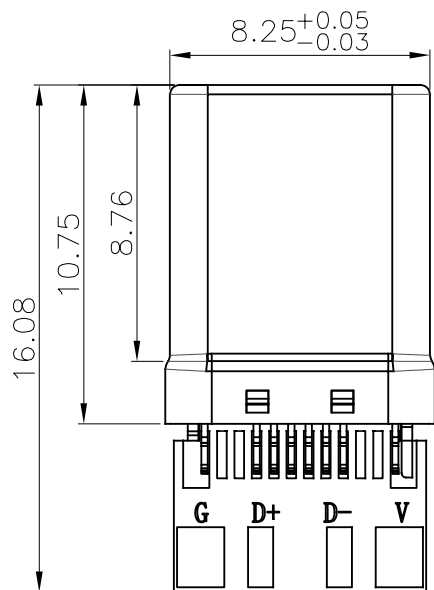
电阻56K

### NOTES:

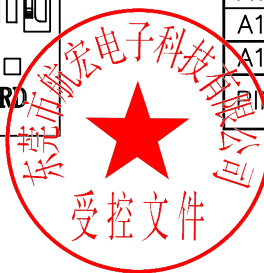
1. 沾锡性: 温度 $250\pm 5^{\circ}$ , 时间 $5\pm 0.5s$
2. PCB板规格: 带板2.0, 带电阻56K

### NOTES:

1. MECHANICAL: (机械性能)
  - 1.1 MATING FORCE: 5-20N MAX.  
插入力: 5-20N 最大。
  - 1.2 UNMATING FORCE: 8-20N MIN  
拔出力: 8-20N 最小。
  - 1.3 DURABILITY: 10000 CYCLES  
耐久: 10000次
2. ELECTRICAL: (电气性能)
  - 2.1 CONTACT CURRENT RATING: 1.25A/PIN FOR VBUS AND GND, 0.25A/PIN FOR ALL OTHER CONTACT.  
电流: 对VBUS和GND为1.25A/PIN, 其它为0.25A/PIN。
  - 2.2 DIELECTRIC WITHSTANDING VOLTAGE: 100V AC AT SEA LEVEL.  
耐电压: 100V AC AT SEA LEVEL。
  - 2.3 LOW LEVEL CONTACT RESISTANCE: 40mΩ MAX FOR VBUS AND GND, 50mΩ MAX FOR OTHER CONTACTS.  
接触阻抗: VBUS和GND, 40mΩ 最大; 其它为50mΩ。
  - 2.4 INSULATION RESISTANCE: 100MΩ MIN AT 250VDC.  
绝缘阻抗: 在电压250VDC, 100MΩ 最小。
  - 2.5. OPERATING TEMPRATUR:  $-5^{\circ}\sim 85^{\circ}$ . E
3. COMPLANARITY OF SMT TERMIANL IS 0.10MMX.  
焊接端子平面度最大不超过0.10MM。



A1	GND	B12	GND
A2	SSTXP1	B11	SSRXP1
A3	SSTXN1	B10	SSRXN1
A4	VBUS	B9	VBUS
A5	CC1	B8	SBU2
A6	DP1	B7	DN2
A7	DN1	B6	DP2
A8	SBU1	B5	CC2
A9	VBUS	B4	VBUS
A10	SSRXN2	B3	SSTXN2
A11	SSRXP2	B2	SSTXP2
A12	GND	B1	GND
	PIN	PIN	SIGNAL NAME



DESIGN	MISS ZENG	SC ALL	
DRAWIGN	MISS LI	ANIT	mm
CHECK	Mr. ZENG	SIZE	A4 : 210*297
APPROVAL		VERSION	01



TOLERANCE	ANGLES
X.X ±0.30	X° ±5°
X.XX ±0.20	X.X ±2°
X.XXX ±0.10	

品名: TYPE-C  
型号: TYPE-C 公头 16P 带焊盘



东莞市航宏电子科技有限公司  
Dongguan Hanghong Electronics Co., Ltd.